



Agenda

- Bell Work
- Reading Circles
- RACE Format Questions.
- Study Guide
- Work on Final Project

Attendance Question

What is your favorite type of fruit?

Due Dates

- Bell Work Due Friday
- RACE Answers- Due Today
- **Act I Study Guide- Tomorrow**

Materials

- Bell work
- Pencil
- R&J Book
- Laptop
- Paper

Objective

Analyze the figurative language used in a text and determine its meaning.

Bell Work

A character foil means that two characters are almost directly opposite in personality and actions from each other.

Un personaje frustrado significa que dos personajes son casi directamente opuestos en personalidad y acciones entre sí.

What two characters in Romeo and Juliet foil each other? Explain your answer in 2-3 sentences.

¿Qué dos personajes de Romeo y Julieta se contradicen? Explica tu respuesta en 2 o 3 oraciones.



READING GROUPS P2

GROUP 1

Itay
Destiny
Van
Zach

GROUP 2

Emmanuel
Haleigh
Linda
Alex
Josefin

GROUP 3

Felipe
Cami
Gwyn
Victor
Evelyn

GROUP 4

Angelina
Faviana
Eden
David
Lili
Fransisco
Maritza



READING GROUPS P4

GROUP 1

German

Deisy

Rodrigo

Jamia

Ryan

GROUP 2

Patricia

Rebecca

Ethan

Julian

Landon

Karina

GROUP 3

Logan

Anthony

Arlan

Blake

Nathan

GROUP 4

Glendy

Erick

Allison

Diego

Corey



READING GROUPS P5

GROUP 1

Ayden
Tristan
Jayden
Lennon

GROUP 2

Xacary
Yahir
Carla
Neveah

GROUP 3

Ms. Robinson
Josh
Patrick

GROUP 4

Anahi
Gaige
Ashanti
Ayelen

GROUP 5

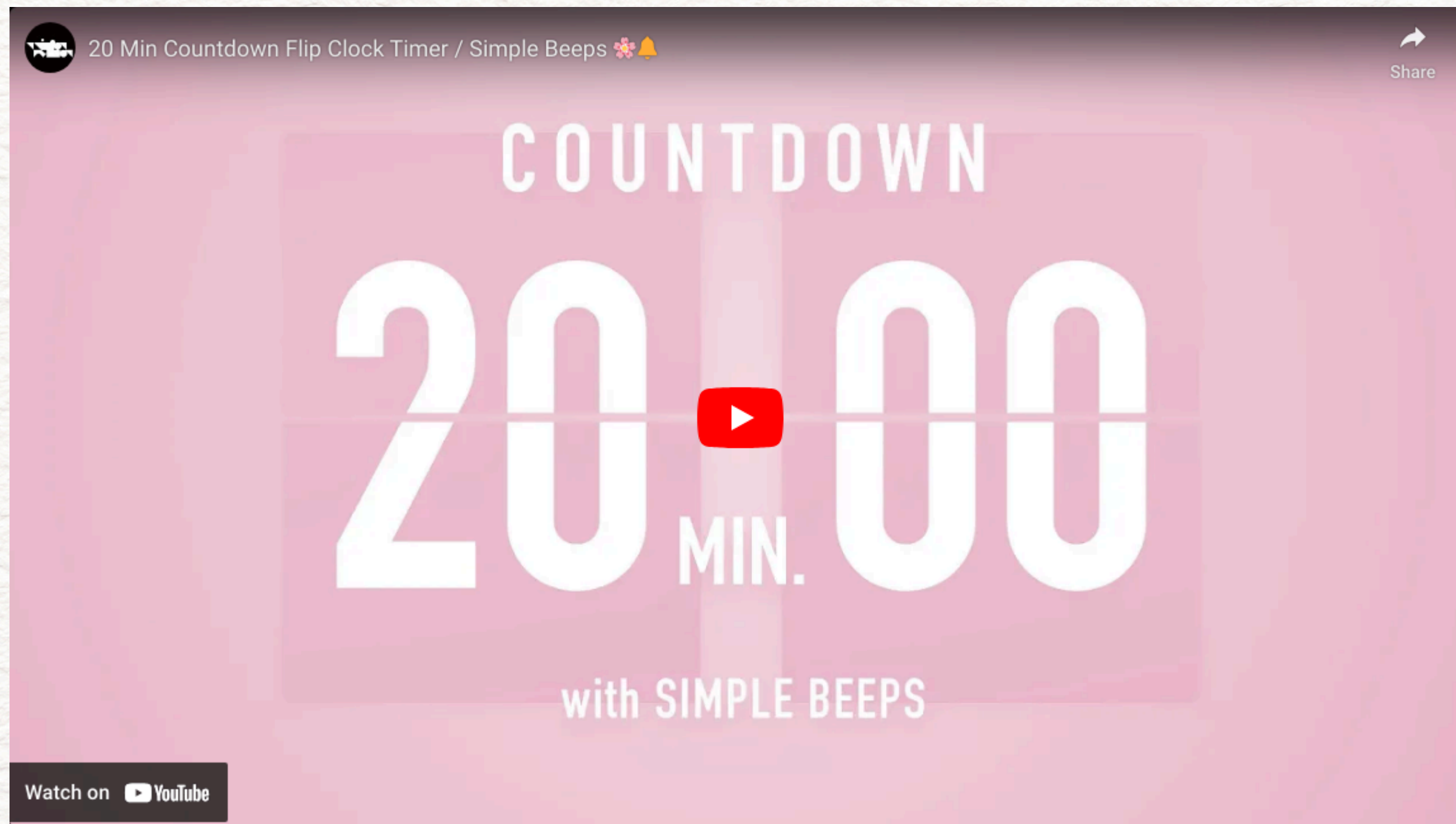
Nadiya
Milo
Mateo

GROUP 6

Natalie
Angela
Roceal
Kimberli



READ SCENES 4 AND FIVE.
LEA LAS ESCENAS 4 Y CINCO.



Act 1 Scene 4:

1. What is your impression of Mercutio from this scene?

Act 1 Scene 5:

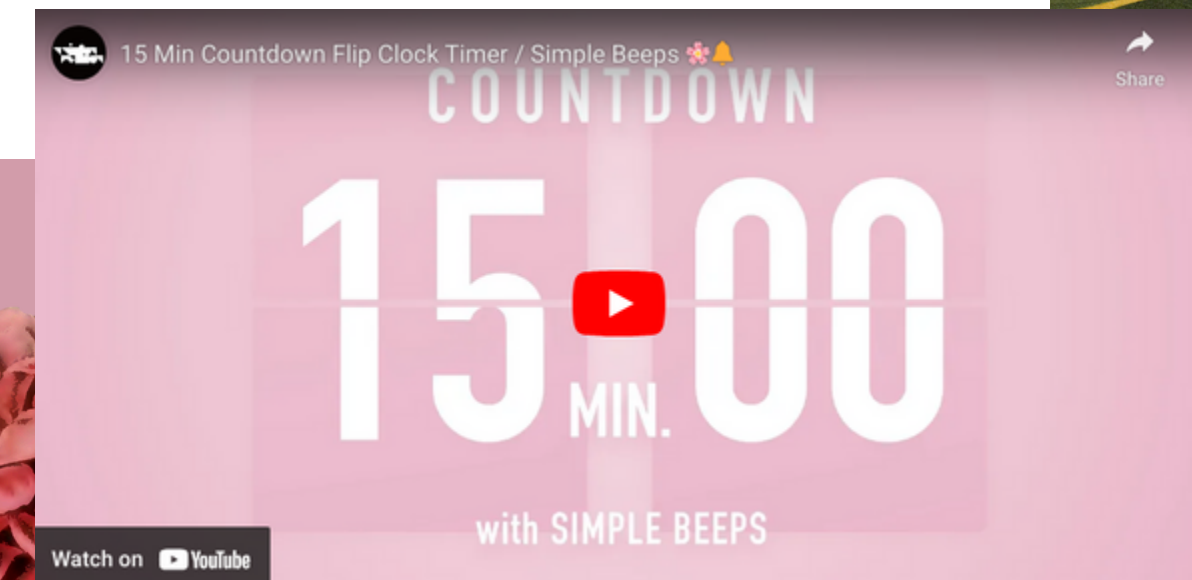
2. Capulet plays the genial host. Apart from his comedy of words, what other information do we learn from his conversation with his cousin.

3. Compare Romeo's speech 'Oh she doth teach the torches...' with his speeches about Rosaline from Act 1, Scene 1

4. Why does Capulet refuse to allow Tybalt to attack Romeo at the feast? How does this make Tybalt feel?

5. The first meeting between Romeo and Juliet is one of the most famous scenes in the play. Explain the complex metaphor which forms the basis of their flirtation – What 2 unlike things are they comparing?

RACE FORMAT



In your reading groups, work on your study guide.

En sus grupos de lectura, trabaje en su guía de estudio.



Exit Ticket

COMPLETE SCENE 4 AND 5
IN YOUR ROMEO AND
JULIET FINAL PROJECT.

COMPLETA LAS ESCENAS 4
Y 5 DE TU PROYECTO
FINAL DE ROMEO Y
JULIETA



Peer Review

1. Pass your paper to the left.
2. Everyone will read the answers for question 5.
3. Rate the question on a scale of 1-4.
4. This rating will be based on how effective it is at using the RACE format and its content.
 1. Pase su papel a la izquierda.
 2. Todos leerán las respuestas a la pregunta 5.
 3. Califica la pregunta en una escala del 1 al 4.
 4. Esta calificación se basará en la efectividad del uso del formato RACE y su contenido.

R.A.C.E Format

R- Restate question

A- Answer it

C- Cite your source

E- Explain



Agenda

- Quiz
- Reader's Theater
- Act Two Scene Two
TDQs + RACE
Questions
- Work on Final
Project

Attendance Question

What is the worst food
on the planet?

Due Dates

- Bell Work Due Friday

- **Act I Study Guide-
DUE NOW**

Materials

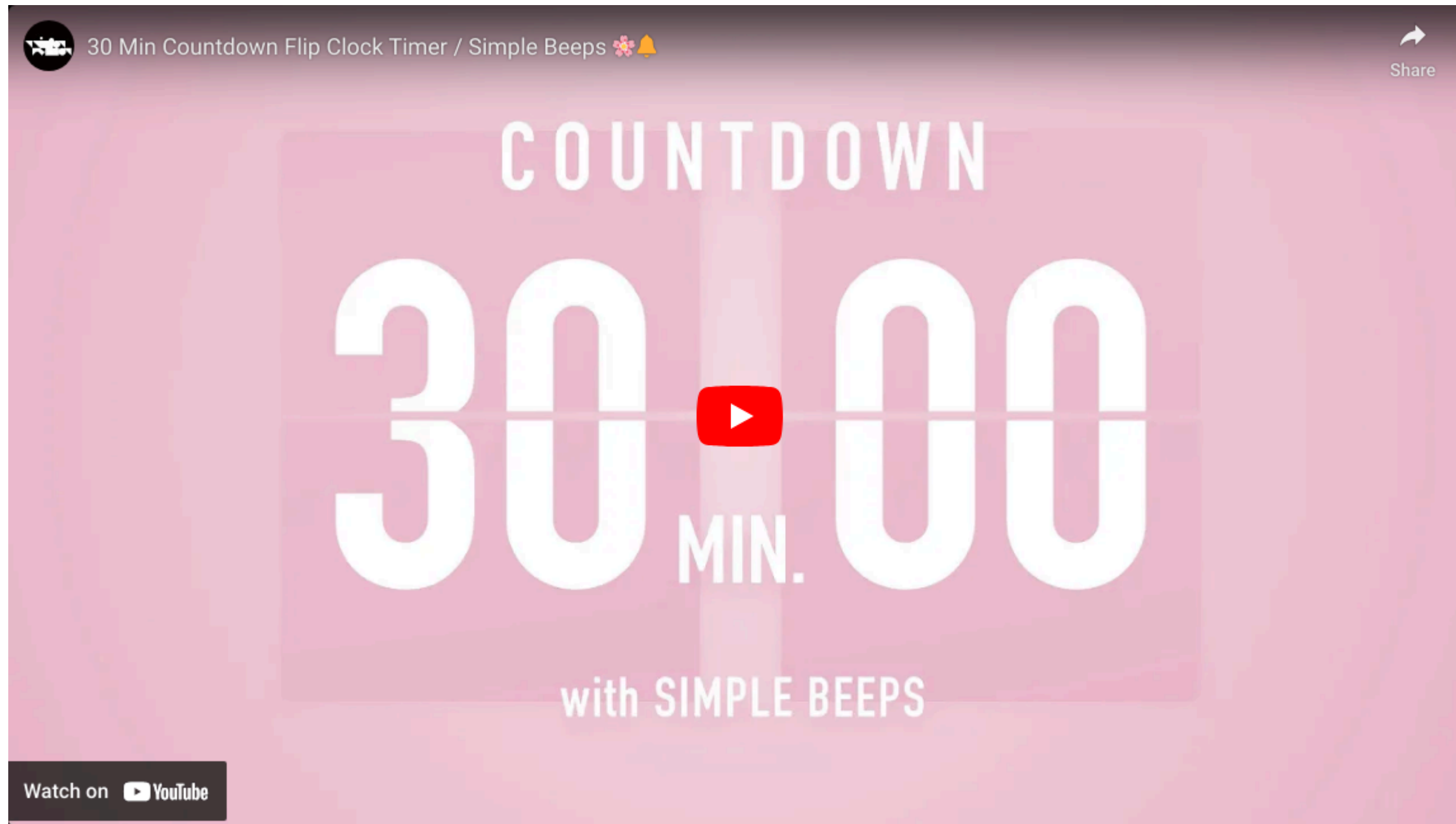
Pencil or
Pen

Objective

Score at least a 75% on the quiz concerning ACT I.



ROMEO AND JULIET ACT I QUIZ



READING GROUPS P2

GROUP 1

Itay
Destiny
Van
Zach

GROUP 2

Emmanuel
Haleigh
Linda
Alex
Josefin

GROUP 3

Felipe
Cami
Gwyn
Victor
Evelyn

GROUP 4

Angelina
Faviana
Eden
David
Lili
Fransisco
Maritza



READING GROUPS P4

GROUP 1

German

Deisy

Rodrigo

Jamia

Ryan

GROUP 2

Patricia

Rebecca

Ethan

Julian

Landon

Karina

GROUP 3

Logan

Anthony

Arlan

Blake

Nathan

GROUP 4

Glendy

Erick

Allison

Diego

Corey



READING GROUPS P5

GROUP 1

Ayden
Tristan
Jayden
Lennon

GROUP 2

Xacary
Yahir
Carla
Neveah

GROUP 3

Ms. Robinson
Josh
Patrick

GROUP 4

Anahi
Gaige
Ashanti
Ayelen

GROUP 5

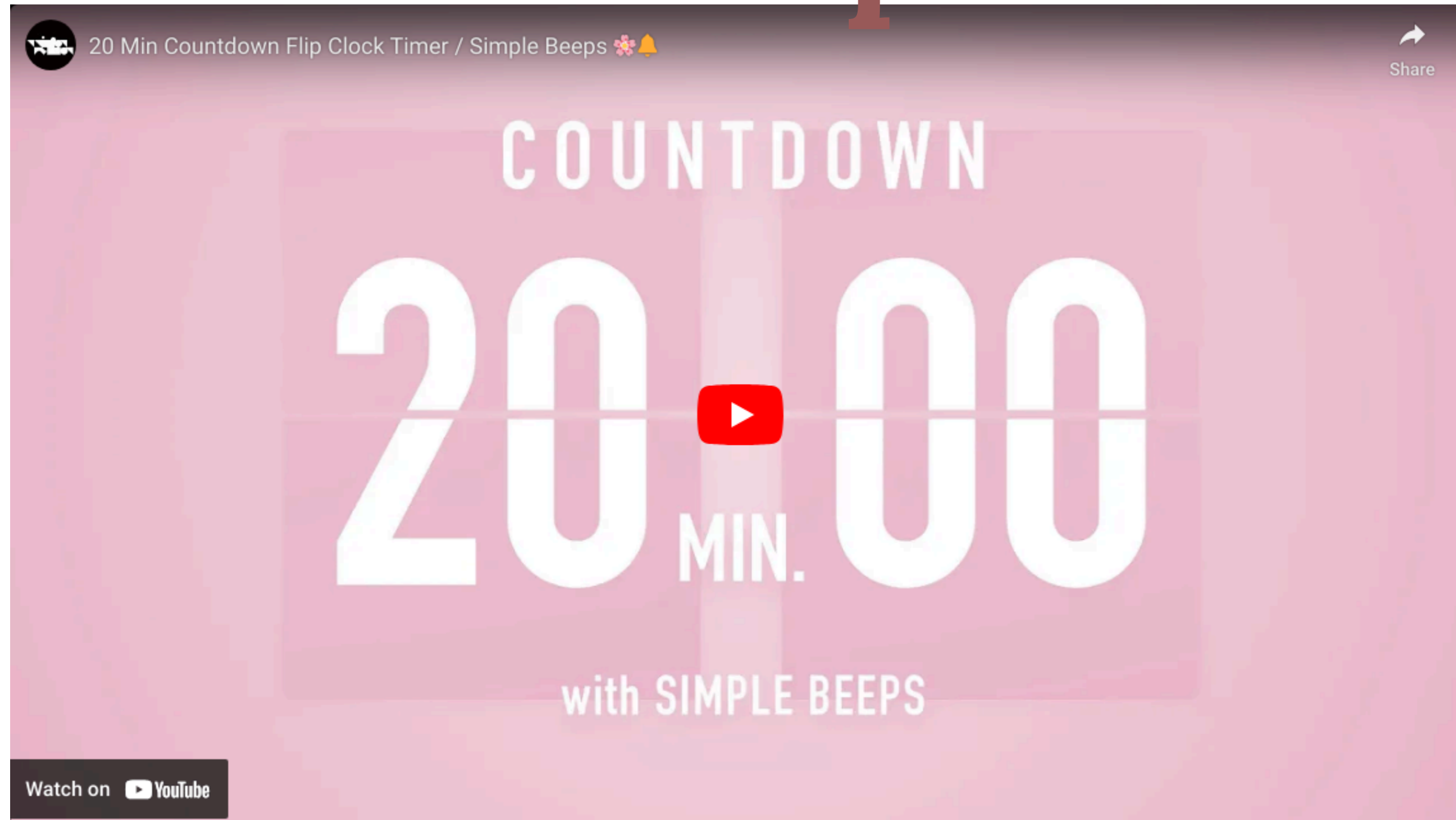
Nadiya
Milo
Mateo

GROUP 6

Natalie
Angela
Roceal
Kimberli



Answer the Questions in your Groups





Exit Ticket

COMPLETE SCENE 4 AND 5
IN YOUR ROMEO AND
JULIET FINAL PROJECT.

COMPLETA LAS ESCENAS 4
Y 5 DE TU PROYECTO
FINAL DE ROMEO Y
JULIETA



Agenda

- Bell Work
- Compare and Contrast Two Films
- Write Two Paragraphs
- Work on Final Project

Attendance Question
Do you prefer a jacket
with a zipper or a pull
over?



Due Dates

- Bell Work Due Friday
- **Argument writing due EOC**

Materials

Laptop (for the
end of class)
Bell Work
Pencil
Paper x2

Objective

Write a mini argumentative comparing and contrasting
the effects of two director's choices on the scene's
tone with 75% accuracy.


Bell Work

At the end of Act II scene 2, Romeo and Juliet decided to do what? What consequences do you think their actions will have? Write 2-3 sentences.

Al final de la escena 2 del Acto II, ¿Romeo y Julieta decidieron hacer qué? ¿Qué consecuencias crees que tendrán sus acciones? Escribe 2-3 oraciones.

1996 Baz Luhrmann

2013 Carlo Carlei






Romeo and Juliet: Balcony scene 1996



Share



Watch on  YouTube



Romeo and Juliet 2013 Douglas Booth x Hailee Steinfel...



Share




Watch on  YouTube

A detailed illustration of a red flower with many petals and a yellow center, with green leaves and a stem, located on the left side of the page.

Writing Prompt

WRITE TWO ARGUMENTATIVE PARAGRAPHS THAT
RESPONDING TO THE FOLLOWING PROMPT:

WHICH OF THE TWO DIRECTORS MADE MORE ROMANTIC
TONE CHOICES?

- USE EVIDENCE YOU GATHERED FROM THE FILMS.
 - EXPLAIN ALL YOUR EVIDENCE THOUROUGHLY (WHY AND HOW).
 - EXPLAIN WHY THE OTHER FILM WAS NOT AS IMPACTFUL.
- 
- A detailed illustration of a pink flower with five petals and a yellow center, with green leaves and a stem, located on the bottom right side of the page.



Exit Ticket

COMPLETE SCENE 4 AND 5
IN YOUR ROMEO AND
JULIET FINAL PROJECT.

COMPLETA LAS ESCENAS 4
Y 5 DE TU PROYECTO
FINAL DE ROMEO Y
JULIETA



Agenda

- Bell Work
- Read Act II Scene 3+4.
- Quotes
- Friar Lawrence Collage
- Turn in Collage

Attendance Question

Would you rather swim
in the ocean, a lake, a
river, or a pool?



Due Dates

- Bell Work Due Friday
- **Collage- EOC**

Materials

Bell Work
Pencil
R+J Book

Objective

Create an artifact that represents the characterization
of a character using text evidence and logical
inferences.

Bell Work

How soon is too soon to be engaged? Have you ever known somebody who got married to someone really fast? How did it turn out for them? Write 4-5 sentences.

¿Qué tan pronto es demasiado pronto para comprometerse? ¿Alguna vez has conocido a alguien que se haya casado con alguien muy rápido? ¿Cómo le resultó? Escribe 4-5 oraciones.

READING GROUPS P2

GROUP 1

Itay
Destiny
Van
Zach

GROUP 2

Emmanuel
Haleigh
Linda
Alex
Josefin

GROUP 3

Felipe
Cami
Gwyn
Victor
Evelyn

GROUP 4

Angelina
Faviana
Eden
David
Lili
Fransisco
Maritza



READING GROUPS P4

GROUP 1

German
Deisy
Rodrigo
Jamia
Ryan

GROUP 2

Patricia
Rebecca
Ethan
Julian
Landon
Karina

GROUP 3

Logan
Anthony
Arlan
Blake
Nathan

GROUP 4

Glendy
Erick
Allison
Diego
Corey



READING GROUPS P5

GROUP 1

Ayden
Tristan
Jayden
Lennon

GROUP 2

Xacary
Yahir
Carla
Neveah

GROUP 3

Ms. Robinson
Josh
Patrick

GROUP 4

Anahi
Gaige
Ashanti
Ayelen

GROUP 5

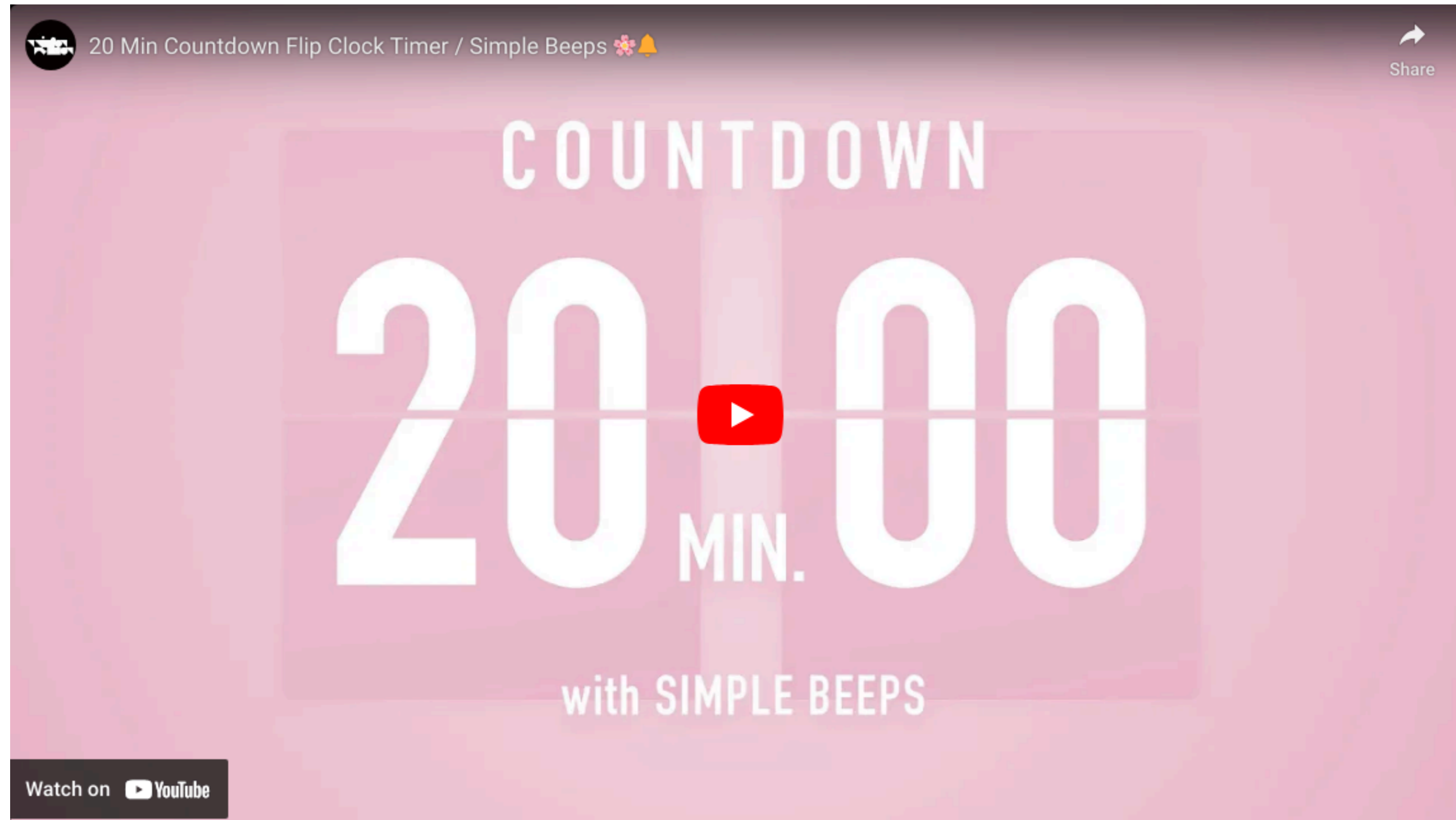
Nadiya
Milo
Mateo

GROUP 6

Natalie
Angela
Roceal
Kimberli



Read Act II scene 3 and 4



FRIAR LAWRENCE COLLAGE

1

Find 3 quotes said by the character Friar Lawrence that characterize him. Write them down on a piece of paper and cite them.
(Act II scene 3)

Encuentra 3 citas dichas por el personaje Fray Lorenzo. Escríbelas en una hoja de papel y cítalas.
(Acto II escena 3)



FRIAR LAWRENCE COLLAGE

1


Find 3 quotes said by character Friar Lawrence. Write them down on a piece of paper and cite them.
(Act II scene 3)

2

Cut out that quote and citation and glue it to your paper. You can put it anywhere.

3

Use the magazines to create a collage that captures the personality of Friar Lawrence based on the indirect characterization Shakespeare gave him.



“Oh blessed, blessed night!
Because it is dark out, I’m afraid
all this is just a dream”
-Romeo
(Act II scene 2)

“My baby
hawk?”
-Romeo
(Act II scene 2)

“My soul is calling out my name”
-Romeo
(Act II scene 2)





Exit Ticket

COMPLETE SCENE 4 AND 5
IN YOUR ROMEO AND
JULIET FINAL PROJECT.

COMPLETA LAS ESCENAS 4
Y 5 DE TU PROYECTO
FINAL DE ROMEO Y
JULIETA

